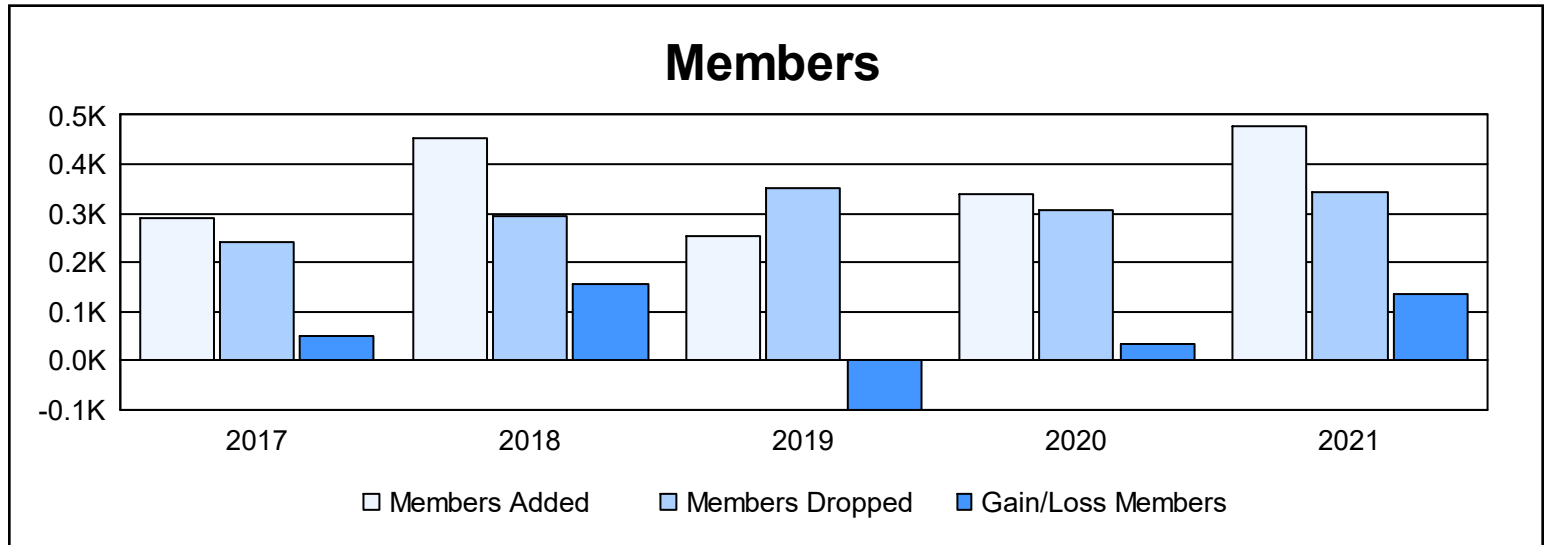
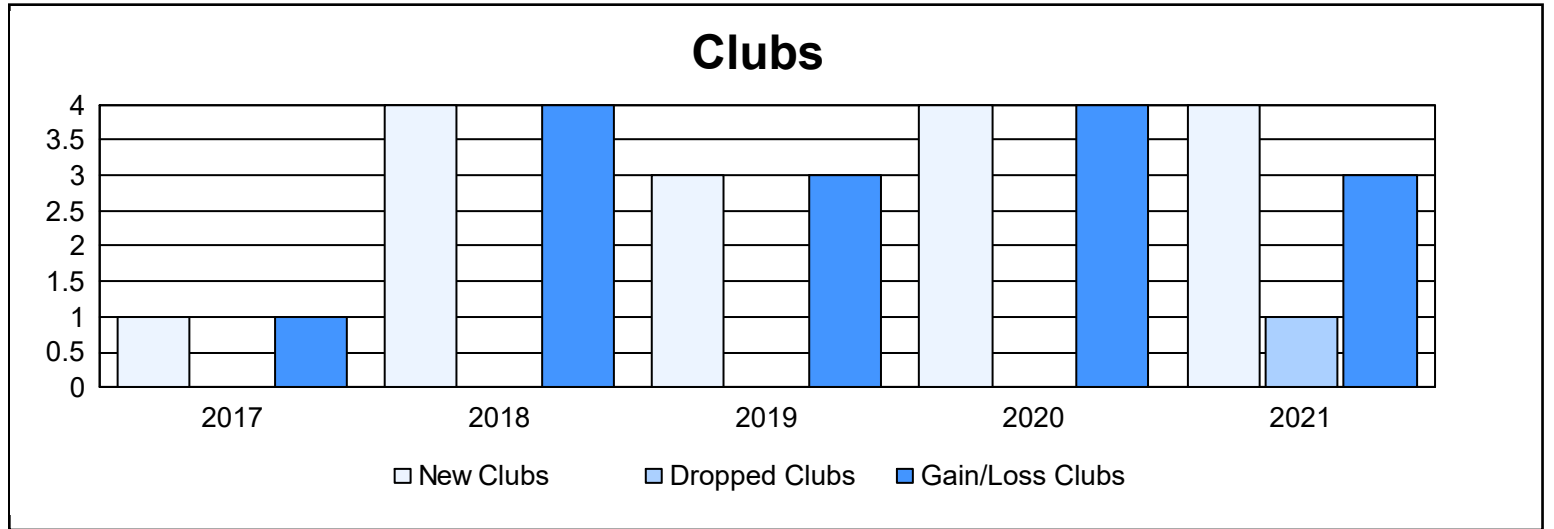
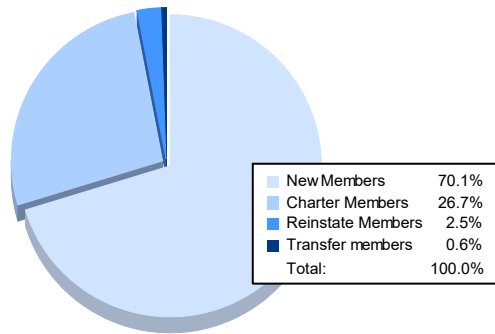


Year	New Clubs	Dropped Clubs	Gain/ Loss Clubs	New Members	Charter Members	Reinstate Members	Transfer Members	Total Member Added	Total Members Dropped	Gain/ Loss Members
2016-2017	1	0	1	248	24	6	12	290	242	48
2017-2018	4	0	4	315	120	5	11	451	295	156
2018-2019	3	0	3	178	72	3	0	253	353	-100
2019-2020	4	0	4	189	133	15	4	341	307	34
2020-2021	4	1	3	336	128	12	3	479	344	135
<b>Average</b>	<b>3</b>	<b>0</b>	<b>3</b>	<b>253</b>	<b>95</b>	<b>8</b>	<b>6</b>	<b>363</b>	<b>308</b>	<b>55</b>



### Membership Composition June 2021 Cumulative



### Gender Composition June 2021 Cumulative

